



OH NO

Letters and Sounds
Learning Game




*A fun game to help students
learn and practice letters
and sounds*



Directions:

Print out, laminate (if possible), and cut apart all cards. Put all cards into bucket, cup, or box. Each child takes a turn pulling out a card. He/she needs to identify the letter and the sound, he/she then gets to keep the card. If the child pulls out an "Oh No!" card, he/she says (loudly with expression!), "Oh No!!!!" and then has to put all of his/her cards back in the bucket. The child with the most cards at the end wins! It seems like such a simple idea but the kids BEG to play it!

Click the pictures below to see some great beginning of the year resources!















Credit Given to the following:

-Frames by Tracee Orman @ www.traceeorman.com

Boxy Print Font created and licensed by Katherine Reynolds, at <http://thirdgradeteacherfiles.blogspot.com>

Stars by Phyllis Harris Designs

Chevron Background from www.msfulzcorner.com

-Chevron Font by www.teacherspayteachers.com/store/Mrs-Fun